



India's First Options Trading Platform

# Why Options



No expert knowledge required.  
Yes. For real.



Higher Returns



Higher probability of success than  
stocks



Make money even if nothing happens!



Limited losses, no matter what  
happens. Peace of mind

<https://sensibull.com/options-trading.html>



- Sensibull empowers you to trade smartly with Options:
  - Teaches you everything about Options – for free!
  - Allows someone with zero knowledge of options to start trading options safely
  - Helps you practice options trading with Virtual trade without real money
  - Tells you the best Options Strategies to trade for your market predictions
  - Gives you powerful tools and data to have an informed view of the market



## EasyOptions for beginners

- Low risk Strategies. All you need to tell is Up, down, or neutral

## Option Education

- Webinars, Blogs, Books, Resources from across the world, etc

## Trading, philosophy, and psychology

- Videos and articles on the right trading mentality and practices

## Option Chain

- Clues on the market direction from where the options OI is built up

## FII Buy Sell Data

- Market activity data of the big players to help you trade with them

## Events Calendar

- Global and Indian macroeconomic events, stock results



# Features For Beginners



The easiest way for a beginner to start with small profits and small losses. Just predict if the market is Up, down or neutral this week, and we will take care of the rest!



# Easy Options

## Easy Options

Dashboard

Watchlist

Positions


Alerts



UP

NEUTRAL

DOWN

NIFTY 11,290.90 -2.9% 

Where will NIFTY be this thursday?

UP

NEUTRAL

DOWN

### NIFTY

The average of 50 large Indian companies. Nifty represents the market. It is similar to Sensex.

#### SMALL MOVE



Chance

Profit

Max Profit  
₹2,149

Max Loss  
₹5,351

Funds Required  
Approx 90.89K

Qty.  
- 1 x 75 +

Refundable ⓘ

TRADE

#### AVERAGE MOVE



Chance

Profit

Max Profit  
₹3,900

Max Loss  
₹3,600

Funds Required  
Approx 1.27L

Qty.  
- 1 x 75 +

Refundable ⓘ

TRADE

#### BIG MOVE



Chance

Profit

Max Profit  
Unlimited

Max Loss  
₹10,500

Funds Required  
Approx 10.50K

Qty.  
- 1 x 75 +

Refundable ⓘ

TRADE



## Learn Trading without actual money

- Great to onboard beginners
- Comes with a delayed feed to prevent abuse by dabba trading
- Experience all of Sensibull with Virtual Portfolios
- Create and test strategies with virtual money





- STRATEGY
- strategy 1
- HKHJKH
- wfdwegerher
- mansi
- demo
- demo
- demo
- demo
- demo
- demo
- STRATEGY

Here is a video on [How to trade Options in Gap down Openings](#)

## Virtual Portfolio + ADD STRATEGY

Portfolio Name  
demo

Strategy Name  
My Strategy 1 ADD/EDIT ORDERS ANALYZE NIFTY FUT 11,285.95 -3.0%

<input checked="" type="checkbox"/>	Instrument	LTP ↑	Realized P/L ↑	Unrealized P/L ↑
<input checked="" type="checkbox"/>	NIFTY 16 Jan 2020 12250.0 CE <span>Expired</span> <span>EXIT</span> Qty: 75 Avg Price: 76.50	105.55	0.0	+2,179.0
<input checked="" type="checkbox"/>	NIFTY 27 Feb 2020 11900.0 CE <span>Expired</span> <span>EXIT</span> Qty: 75 Avg Price: 2.54	0.10	0.0	-183.0



## Advice on Option strategies-

- Receive best possible advise on option strategies.
- Multiple selection criteria such as Stocks, direction, capital required to trade
- Track overall advises performance
- Get whatsapp alerts for new advise generated

# Advice on option strategies

Advice - Free

Dashboard

Watchlist

Positions

Alerts



Many new strategies for the bearish trend in [advice page](#)

Stock

Direction

Duration

Capital

Clear Filter

Watch Demo

## BEARISH - Indigo March below 1400

Published by: Sensibull (Sensibull)

Entry Missed

188

Target Date 26 Mar 02:30 PM

Capital

86.81K

INDIGO 1,280.55 -6.3%



## BEARISH - NIFTY March below 11800

Published by: Sensibull (Sensibull)

Entry Missed

118

Target Date 26 Mar 02:30 PM

Capital

1.10L

NIFTY 11,301.55 -2.9%



## BEARISH - HERO MOTOCO March below 2300

Published by: Sensibull (Sensibull)

Entry Missed

49

### Advisors



Sensibull (Sensibull)

141/231 (61.0%)

Performance >

Get WhatsApp Alerts



*You think that NIFTY is not going to go below 10300. Or SBI is going to stay between 270 and 330. Wouldn't it be lovely if you could tell a platform this view, and the platform gives you the most profitable Options Strategies for this trade?*



## Sensibull translates your view on a stock to an option strategy

- Enter a view on the underlying in plain English. We give strategies for your view
- See P&L diagrams, compare strategies, do scenario analysis, etc
- Pick the strategy with the right ROI, max loss etc, and trade with a single click
- Don't worry about the math or the options – we do it all!
- We suggest you strategies with limited loss and controlled risk. Peace of mind!



## Strategies Wizard

BANKNIFTY 29,390.30 -2.6%

BANKNIFTY above 29389 -0.0% on 05 Mar

**FILTERS**

Premium

Get  
 Pay

Expiry ▲ Expiry Missing?

05 March  
 26 March

Show Unlimited Loss Strategies

Max Loss Limit ?  
1000000

Min Profit ?  
0

Stock Name  
BANKNIFTY

View  
ABOVE

BANKNIFTY Target  
29389

Target Date  
05 Mar Expiry

**GO**

⚡ 2 events that can affect your trade

We found 57 trades for your market view of BANKNIFTY above 29389 on 05 Mar

	Trade ↑	Profit ↑	Breakeven <span>?</span> ↑	Capital Required ↑	6 Days Return % <span>?</span> ↑	More
<input type="checkbox"/>	<span style="background-color: orange; color: white; padding: 2px;">Sell</span> Put Spread 05 Mar <span style="color: blue; text-decoration: underline;">29000-29400</span>	₹2,840	29247	Approx. ₹74k	+3.8	<span style="border: 1px solid #ccc; padding: 5px;">TRADE</span> <span style="font-size: 0.8em;">▼</span>
<input type="checkbox"/>	<span style="background-color: orange; color: white; padding: 2px;">Sell</span> Put Spread 05 Mar <span style="color: blue; text-decoration: underline;">28900-29300</span>	₹2,736	29163	Approx. ₹73k	+3.7	<span style="border: 1px solid #ccc; padding: 5px;">TRADE</span> <span style="font-size: 0.8em;">▼</span>
<input type="checkbox"/>	<span style="background-color: orange; color: white; padding: 2px;">Sell</span> Put Spread 05 Mar <span style="color: blue; text-decoration: underline;">28800-29200</span>	₹2,469	29077	Approx. ₹72k	+3.4	<span style="border: 1px solid #ccc; padding: 5px;">TRADE</span> <span style="font-size: 0.8em;">▼</span>
<input type="checkbox"/>	<span style="background-color: orange; color: white; padding: 2px;">Sell</span> Put Spread 05 Mar <span style="color: blue; text-decoration: underline;">28700-29100</span>	₹2,231	28988	Approx. ₹72k	+3.1	<span style="border: 1px solid #ccc; padding: 5px;">TRADE</span> <span style="font-size: 0.8em;">▼</span>

[WATCH VIDEO](#)



Are you confused between *Buy Call Vs Sell Put & Sell Call Vs Buy Put?*

- Sometimes for a bullish view, it is better to sell a put than buy a call
- Sometimes for a bearish view, it is better to sell a call than buy a put
- If you are not careful, you can trade incorrect or bad options

Call Vs Put Analyser compares Buy Call, Sell Call, Buy Put and Sell Put for a given view

- Ideal for beginners who trade single leg options
- You can see P&L at every level, do scenario analysis, see ROI etc

*Example:*

*NIFTY is at 10200. With two weeks to expiry, if you think Nifty will go up even by 200 points on expiry, it is better to sell a 10200 Put than buy a 10200 Call.*

*12000 Rs + for the Sell Put, a mere 2500 for the Buy Call.*



- Sensibull warns you if there are risks in your positions
  - Event alerts
  - High time value decay, long weekends, trading holidays etc
  - Physical or delivery settlement trades





# Warnings and Insights

## Strategies Wizard

BANKNIFTY 29,372.05 -2.7%

BANKNIFTY above 29389 -0.0% on 05 Mar

### FILTERS

#### Premium

- Get
- Pay

Expiry ▲ Expiry Missing?

- 05 March
- 26 March

Show Unlimited Loss Strategies

Max Loss Limit ?

1000000

Min Profit ?

0

Many new strategies for the bearish trend in [advice page](#)

[WATCH VIDEO](#)

Stock Name	View	BANKNIFTY Target	Target Date	<a href="#">GO</a>
BANKNIFTY	ABOVE	29389	05 Mar Expiry	

⚡ 2 events that can affect your trade

Date ↑	India Time	Event	Geography ↑	Importance	Expected	Info
28 Feb	05:30 PM	GDP Growth Rate YoY Q4	India	⚡⚡		▼
06 Mar	07:00 PM	Non Farm Payrolls	USA	⚡⚡	150K	▼

[Show All Events](#)

We found 57 trades for your market view of BANKNIFTY above 29389 on 05 Mar

Trade ↑	Profit ↑	Breakeven <span>?</span> ↑	Capital Required ↑	6 Days Return % <span>?</span> ↑	More
<input type="checkbox"/> <a href="#">Compare</a> <span style="background-color: orange; color: white; padding: 2px;">Sell</span> Put Spread 05 Mar 29000-29400	₹2,840	29247	Approx. ₹74k	+3.8	<a href="#">TRADE</a>



Instrument	LTP ↑	P/L ↑
PNB 27 Jun 2019 85.0 PE NRML Qty: -7000 Avg Price: 2.00	8.35	-44,450.0

Delta: 6,063 (0.87 Fut Lots) ⓘ

GROUP AS MYSTRATEGY

EXIT ALL

Total P/L: -44,450.0

TATACOMM 500.20 +1.3%  Jun 27 ATM IV:


Instrument	P/L ↑
TATACOMM 27 Jun 2019 500.0 CE NRML Qty: -1000 Avg Price: 245.30	+2,32,550.0
TATACOMM 27 Jun 2019 FUT NRML Qty: -1000 Avg Price: 596.00	+95,550.0

Delta: -1,521 (-1.52 Fut Lots) ⓘ

GROUP AS MYSTRATEGY

EXIT ALL

Total P/L: +3,28,100.0

USDINR19JUNFUT 69.85  Jun 26 ATM IV:

Instrument	LTP ↑	P/L ↑
USDINR 26 Jun 2019 72.0 CE NRML	0.00	+2,075.0

CLOSE

Total Decay: +360.0 Total P/L: +10,41,380.0



## PHYSICAL DELIVERY



## STOP LOSS


### Physical Settlements

You are holding options on a physically settled stock. This means you have to deliver or receive the stocks if the options expire in the money. Here is what will happen if you continue to hold them:

- The margins required for these options will increase in the last week of expiry
- If you have bought call options, and they expire in the money, you will have to buy the stocks with full cash
- If you have sold call options, unless you have the underlying stocks to meet the physical delivery obligation, the broker may square off your positions or ask you for additional margin
- If you have bought put options, and they expire in the money, you will have to deliver the stocks if you exercise
- If you have sold put options, and they expire in the money, you will have to receive the stocks paying cash



























The physical delivery of stocks will attract high charges. If you get a good price to square off, we suggest that you square off.

# Technical signals

**Technical Signals - New!** Dashboard Watchlist Positions Alerts 

Many new strategies for the bearish trend in [advice page](#)

H **D** W M Candles MA Bullish Bearish Stock Sector

Date	Signal	Underlying	More
26 Feb 03:30	200 Daily Moving Average	AMARAJABAT 677.60 -2.5% 	More 
26 Feb 03:30	100 Daily Moving Average	ASHOKLEY 75.55 -3.1% 	More 
26 Feb 03:30	200 Daily Moving Average	ASHOKLEY 75.55 -3.1% 	More 
26 Feb 03:30	100 Daily Moving Average	AXISBANK 727.10 -0.3% 	More 
26 Feb 03:30	200 Daily Moving Average	AXISBANK 727.10 -0.3% 	More 
26 Feb 03:30	50 Daily Moving Average	BAJAJFINSV 9,329.00 -0.6% 	More 
26 Feb 03:30	200 Daily Moving Average	BANKNIFTY 30,030.00 -0.9% 	More 
26 Feb 03:30	↓ Bearish Marubozu - Daily	BATAINDIA 1,669.35 -0.4% 	More 
26 Feb 03:30	200 Daily Moving Average	BHARATFORG 456.70 -0.3% 	More 
26 Feb 03:30	50 Daily Moving Average	CADILAHC 258.50 -1.7% 	More 
26 Feb 03:30	50 Daily Moving Average	CHOLAFIN 315.20 -0.9% 	More 
26 Feb 03:30	↑ Bullish Marubozu - Daily	CIPLA 413.25 -2.1% 	More 
26 Feb 03:30	200 Daily Moving Average	COLPAL 1,325.10 -0.1% 	More 



## Technical Signals advantages and features:

- Real time signal detection which comes on a very engaging feed.
- Have both candles and moving Averages indicators.
- Signals is in multiple timeframe – Hourly, Daily, Weekly, Monthly,
- Check signals based on sector or stock level.
- Multi-select feature to filter data on multiple sectors or stocks in a single location.



## Stock Data - New!

- Dashboard
- Watchlist
- Positions
- Alerts

Many new strategies for the bearish trend in [advice page](#)

NIFTY 11,568.70 -0.9%

- Set Alerts
- Add To Watchlist
- Strategies Wizard
- Builder
- Open Interest

### Volume & OI

OI Change 13.67% High Activity Short Buildup Bearish

Volume --

[Go to Screener >](#)

### Options Chain

27 Feb 05 Mar 26 Mar [See Full Option Chain >](#)

ATM IV 30.01 +11.4

IVP 100 High

Lot Size 75

PCR 0.57

Max Pain 11650.0 Bullish

### Candlesticks and Price Actions [Add A Note](#)

[See Full Candlesticks >](#)

Date ↓	Signal	Note
26 Feb 12:00	200 Daily Moving Average	
24 Feb 12:00	100 Daily Moving Average	
20 Feb 12:00	50 Daily Moving Average	
13 Feb 12:00		HITS AT 1260
7 Feb 12:00	50 Weekly Moving Average	

Call LTP	Strike	Put LTP
165.60	11400	0.45
116.00	11450	1.20
71.95	11500	6.75
36.25	11550	20.85
13.50	11600	48.20
3.25	11650	87.45
1.00	11700	135.50
0.40	11750	184.85



- **Stock Data advantages:**

- A single place to see all the information about indices and stock.
- Ability to add notes to stocks and maintain a journal.
- Technical signals, F&O data, Option chain and more in single window.
- Ability to trade, add alert, watch list and analyze at one central location.



## Free Education

- Youtube Webinars on Option Theory and Practice
- Blogs, Live Classes, Cheat sheets, resources from across the world

## Risk Alerts

- Warnings on risks such as macro events, results, long weekends, etc

## Discipline Engine (In Roadmap)

- Keeps you safe from wrong, large bets and gambling



## A different way of trading

- Do not blow up your account – Strategies with limited losses
- Learn and experiment without jumping in and making mistakes
- Realistic, calculated profit strategies – Not get rich quickly schemes
- Limited loss and controlled risks – fear and greed gone, better decisions, peace of mind
- Less losses, more peace of mind, a better life





# Pro Features



## Building and trading Strategies

- Create custom multilegged strategies of your choice
- Comes with Greeks, IV, IVP, Max Pain, PCR, etc
- See the pay-off and do scenario analysis by changing stock price, date, IV etc

## Tracking Strategies

- Club different trades together as a strategy and track them
- Add and remove legs to this as you change the strategy
- See P&L, strategy wise Greeks, overall Greeks, do scenario analysis, etc.



# Custom Strategy Builder

### Strategy Builder

NIFTY  INFO NEW / LOAD STRATEGY

<input checked="" type="checkbox"/>	<span>BUY</span> 1x 11300 Call 05 Mar	Price(₹) 149.7	<span>✕</span> <span>✎</span> <span>🗑</span>
<input checked="" type="checkbox"/>	<span>BUY</span> 1x 11300 Put 05 Mar	Price(₹) 136.75	<span>✕</span> <span>✎</span> <span>🗑</span>

Warning + Add a Leg

Add to Virtual SHARE SAVE TRADE ALL

Summary Insights <sup>1</sup>

Premium	Pay 21484
Max Profit At Expiry	Unlimited
Max Loss At Expiry <sup>?</sup>	21484
Breakeven at expiry	11014, 11586
Decay <sup>?</sup>	-6000
Margin Required <sup>?</sup>	--

On Expiry — On Target Date

Projected Profit ₹23

NIFTY Target: 11294 +0.0% <sup>?</sup>

▲ IV warning

Target Date: 28 Feb <sup>?</sup>

6 days to expiry

↻



## Data & Analytics

- Scanners, Screeners, Greeks, Market Data Analysis, Option Chain, FII Data, IV Charts etc

## Advanced Statistics and Probability

- Greeks, IV, IVP, HV, Standard Deviation, Probability of Profit, PCR, Max Pain

## Better Order Execution and Alerts

- Multileg Basket Orders
- Conditional Order Execution - If this then that
- Alerts – When Profit or loss reaches a particular level
- Alerts on Whatsapp



## Beginners

- Strategy Creator Wizard, Payoff Diagrams, Compare Strategies, Scenario Analysis
- Call Vs Put Option Analyser, EasyOptions
- Free Education
- Paper Trading
- Event alerts, discipline system, insights
- Real-time Strategy Sharing

## Pros

- Custom Strategy Builder
- Stats: Greeks, IV, IVP, HV, Probability Of Profit, Put Call Ratio, Max Pain, etc
- Market Data Analysis, Option Chain, FII Data, Scanners, Screeners, IV Charts, OI Analysis, etc
- Multileg Basket Orders, Conditional Order Execution
- USDINR, Commodity Options, Whatsapp Alerts



**Thank You**

